











Symbol	Unit Description	Eth ports	RF ports
	This is a high power WiFi router with billing and advertising capabilities.	1 x POE 1000BaseT	1 x 2.4GHz – 802.11b/g/n
	The K124G has the same features as the K124 with additional WCDMA capabilities	1 x POE 1000BaseT	1 x 2.4GHz – 802.11b/g/n 1 x WCDMA / LTE
	Our WiMax solution covers an area of 8km with a general throughput of 30Mb/s	1 x POE 1000BaseT	n x 5.8GHz – 802.11a
	Our WiMax CPE comes with a fitted WiFi unit. This increase network control and security	1 x POE 1000BaseT	1 x 5.8GHz – 802.11a 1 x 2.4GHz – 802.11b/g/n
	Our point to point solution is some of the cheapest in the world at less than 1 000Euros per link. Max distances 40km. Max BW is 40Mb/s	1 x POE 1000BaseT	1 x 5.8GHz – 802.11a
	Our point to point end solution provides a cost effective solution from a distributed to an access network	1 X POE 1000BaseT 2 X Eth 1000BaseT	1 x 5.8GHz – 802.11a 1 x 2.4GHz – 802.11b/g/n
	The K358PC is a PCE, point to point and WiFi access all in one unit.	1 X POE 1000BaseT 2 X Eth 1000BaseT	2 x 5.8GHz – 802.11a 1 x 2.4GHz – 802.11b/g/n
	The K258 and K358 are multiple point to point radios systems all fit into one unit.	1 X POE 1000BaseT 2 X Eth 1000BaseT	3 x 5.8GHz – 802.11a
	K13G core router can support thousands of clients to areas of AAA, Radius, billing, QOS and rate control.	13 X Eth 1000BaseT	
	K48-48D is our low cost 48port / -48VDC switch	48 x Eth 1000BaseT	